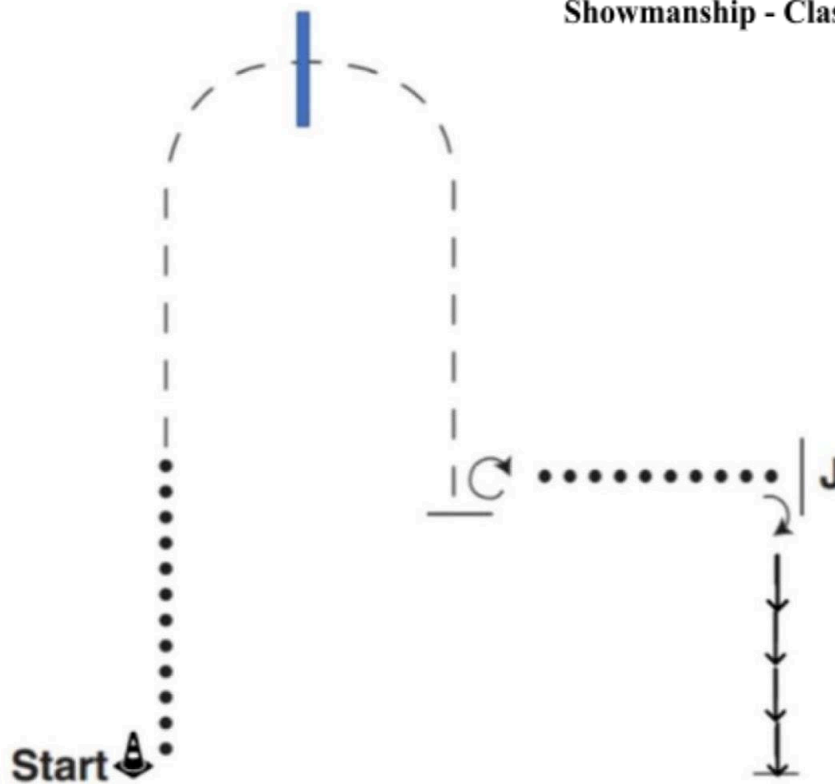


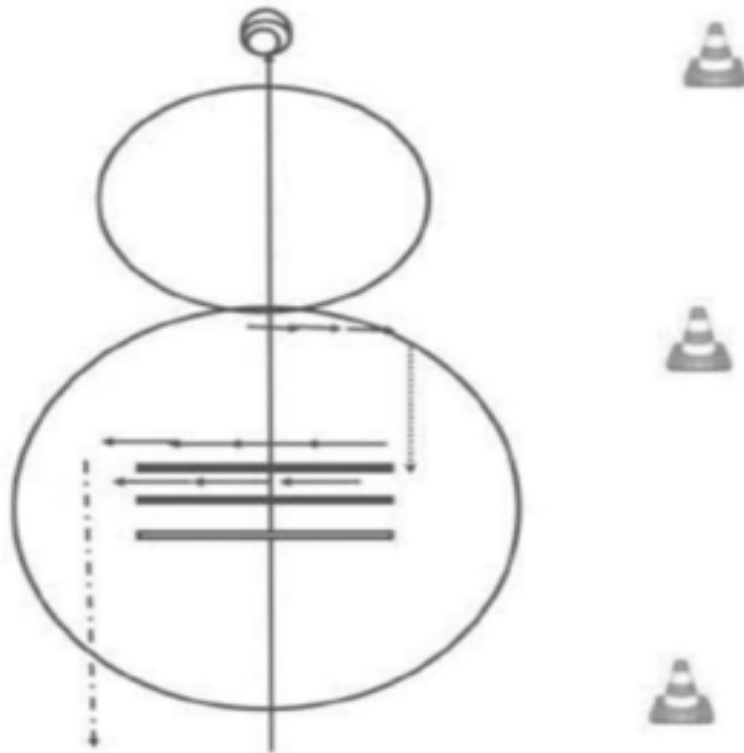
Showmanship - Classes 5-11



Be ready at Start Cone

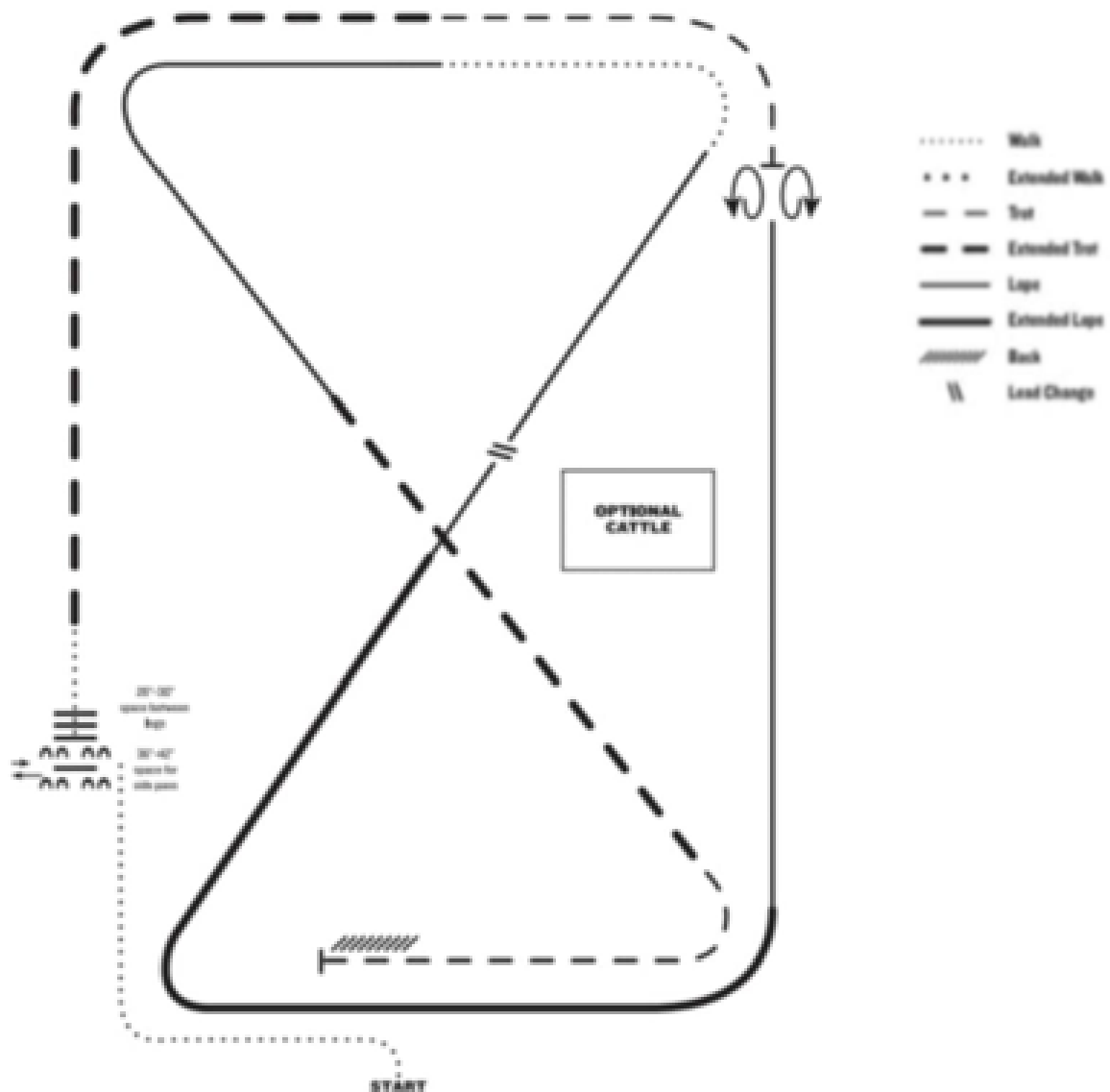
1. Walk until even with Judge
2. Trot around end, over pole, until in line with Judge
3. Halt and perform a 270 degree turn
4. Walk to Judge and set up for inspection
5. When dismissed, perform 90 degree turn
6. Extended trot to exit

Ranchmanship – classes 26-31



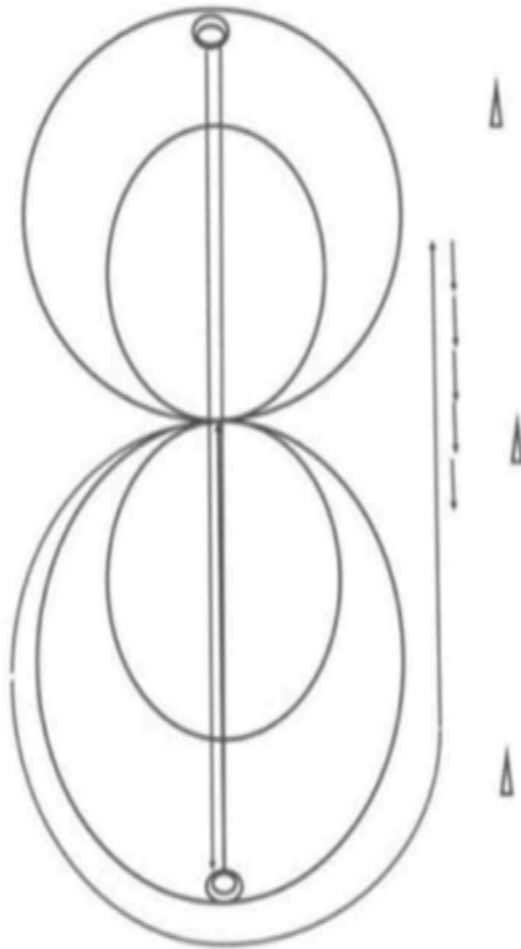
1. Left lead lope down center of arena over poles past the end marker; stop.
(Walk/Trot – trot)
2. 3 ½ spins left (Walk/Trot 1 ½ spins left)
3. Lope right lead to center of pen, turn right lope small slow circle (Walk/Trot – Trot)
4. Change to left lead
5. Lope large fast circle (Walk/Trot – Extended Trot)
6. Stop in Center of pen
7. Back 6-8 feet
8. 90 pivot left
9. Walk to first pole and side pass right
10. Exit at a trot

Ranch Riding (Pattern) – classes 32-37



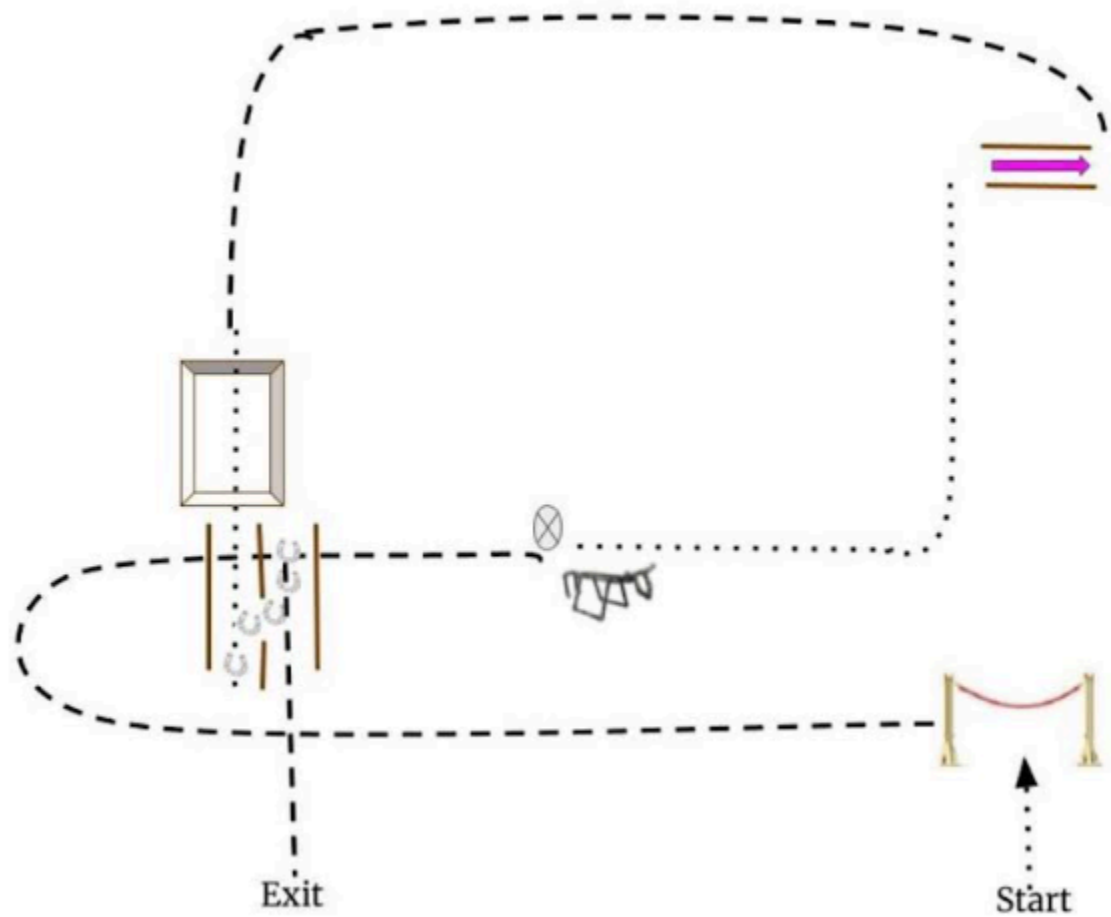
1. Walk
2. Side pass left across 1st log, side pass right 1/2 way across same log
3. Walk over logs
4. Extend trot
5. Trot
6. Stop 360 in each direction
7. Lope right lead (Walk/Trot – Trot)
8. Extended lope right lead (Walk/Trot – Extended Trot)
9. Change to left lead
10. Walk
11. Lope left lead (Walk/Trot – Trot)
12. Extended Trot
13. Trot
14. Stop and Back

Ranch Reining – classes 38-41



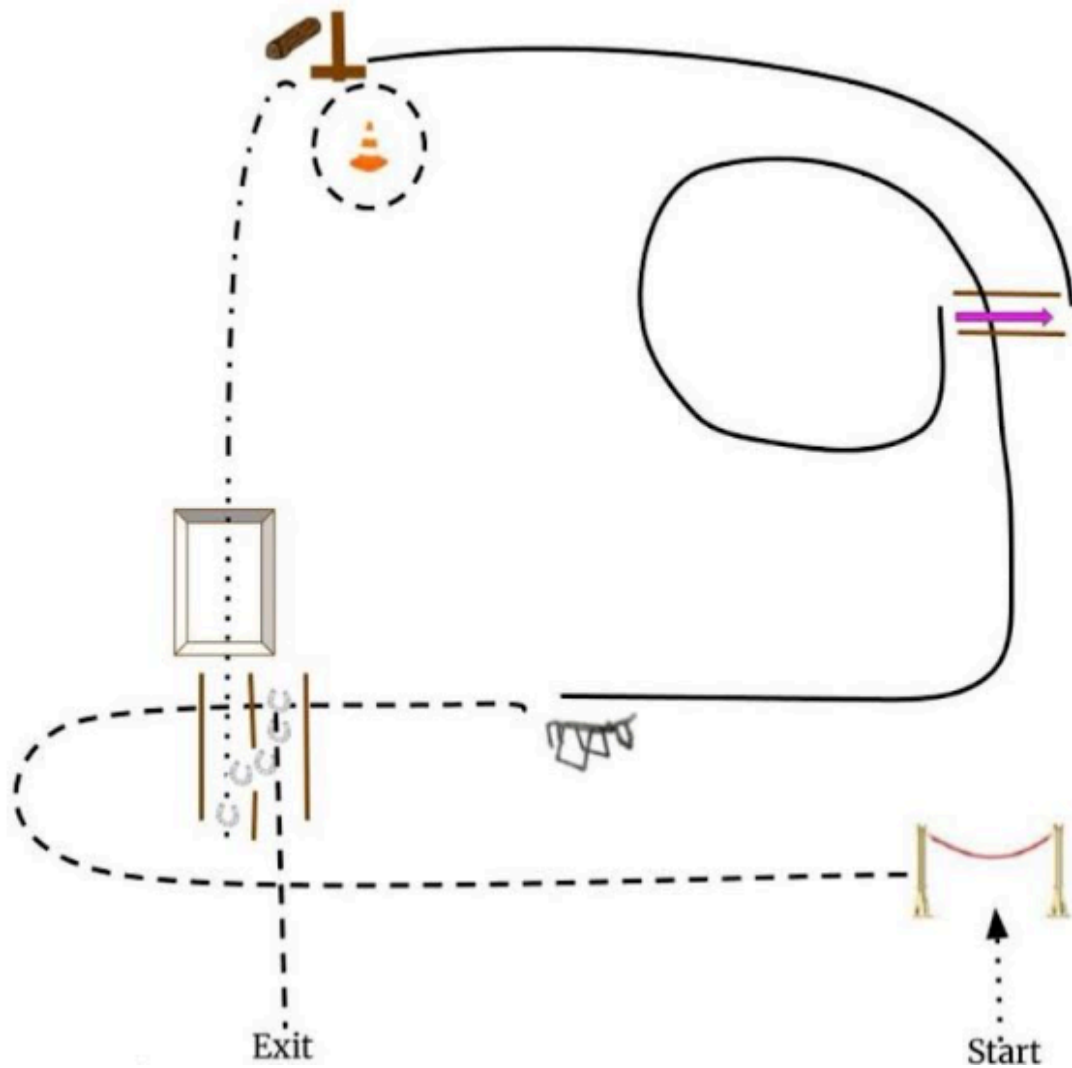
1. Run down past end marker; Stop.
2. $2\frac{1}{2}$ Spins to the right.
3. Run down past end marker; Stop.
4. $2\frac{1}{2}$ Spins to the left.
5. Lope left lead up to center marker and turn left, complete two circles, the first small Slow, the second large fast.
6. Change to right lead and Complete two circles, large fast and second small slow.
7. Change to left lead and continue around end of arena, run down past center marker; stop; Back 8-10 feet.

Ranch Trail – Walk/Trot and in hand – Classes 13,14, 15



1. Walk to gate – left push
2. Trot to and over poles as shown
3. Halt at roping dummy –
 - Inhand – pickup one front foot and one back foot
 - Walk/Trot – Rope dummy
4. Walk to pole
5. Sidepass right between the poles
6. Trot to bridge
7. Walk over bridge and into chute
8. Back through logs and trot out

Ranch Trail – Classes 16-19



1. Walk to gate, left handed push
2. Trot to and over poles as shown
3. Halt, attempt to rope dummy
4. Left lead lope over poles and left circle
5. Side pass right between the poles
6. Right lead lope to log drag
7. Drag log in circle
8. Extended trot to bridge
9. Walk over bridge and into chute
10. Back through logs and trot straight to exit