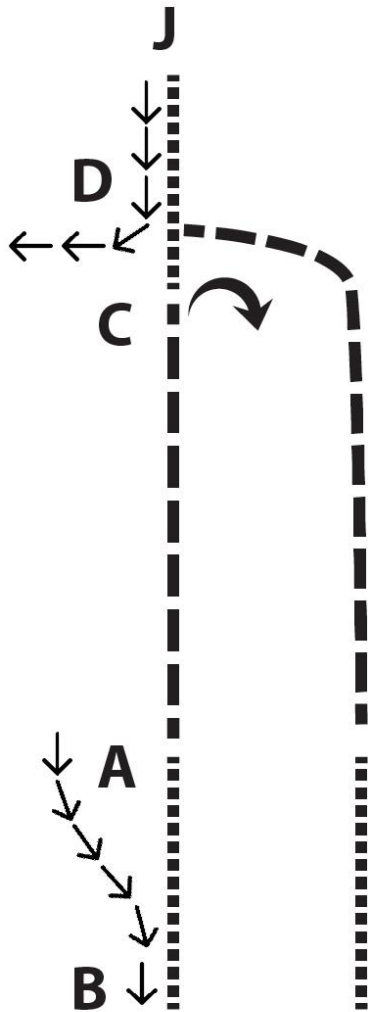


Classes 9, 10, 11

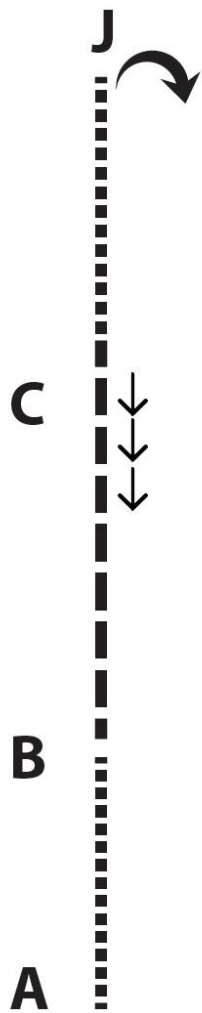
SHOWMANSHIP (14-18, 19-39, 40+) Classes 9, 10, 11



1. Set-up at A on left side of cone
2. Back to right side of B
3. Walk to A
4. At A trot to C
5. At C Stop; 360
6. Walk to Judge
7. Set up for inspection
8. back between C + D
9. Trot back to A
10. At A break to a walk; exit pen

Classes 5, 6, 7, 8

SHOWMANSHIP (ALL W/T, In-Hand, 13 & Under WTC) Classes 5, 6, 7, 8



1. Set-up at A
2. Walk to B
3. Trot from B to C
4. Stop at C
5. Back 3 steps
6. Walk to Judge
7. Set up for Inspection
8. 90 Degree turn to the right
9. Exit at a walk

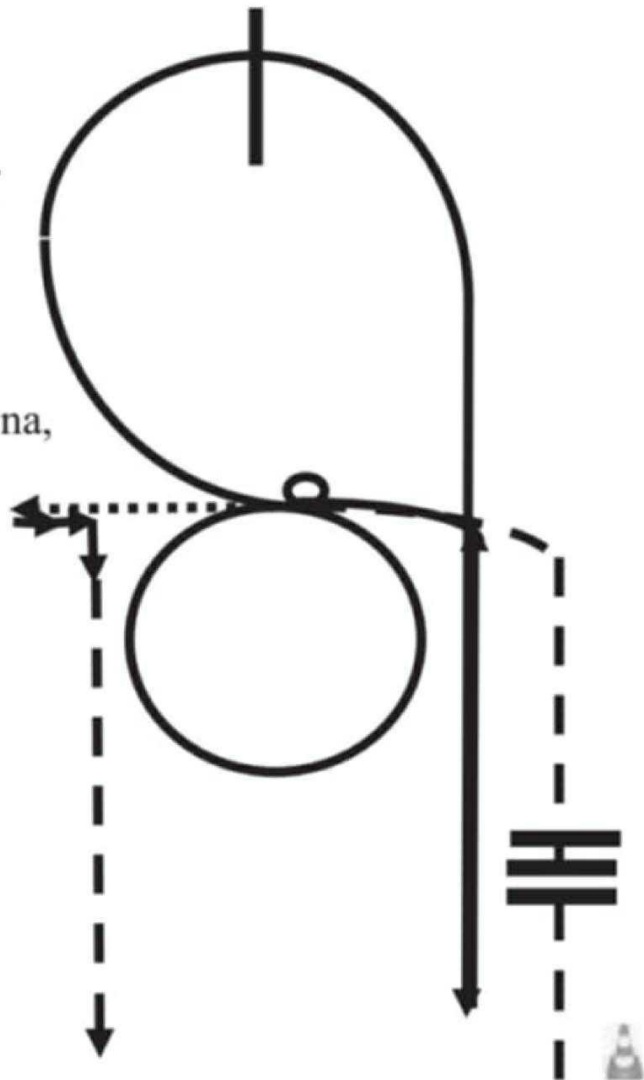
Classes 28, 29, 30, 31



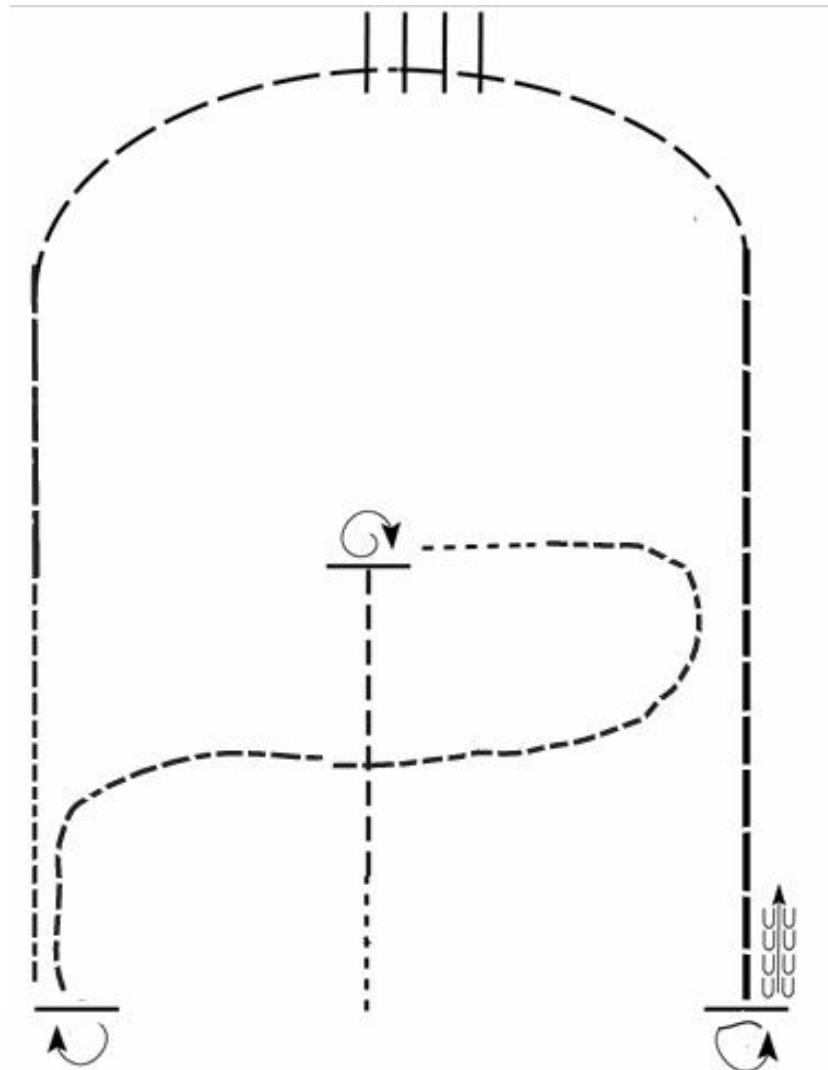
RANCHMANSHIP PATTERN

HWHP Ranch Show #1

1. Start at cone, trot over poles to the center of arena and stop.
2. 1 spin right.
3. Right lead lope over pole and run-down arena, stop, roll back to left.
4. Left lead lope small slow.
5. In middle transition to a walk, walk 10 to 15 feet.
6. Stop; back 8-10 feet, 90° turn to left; and trot out of arena.

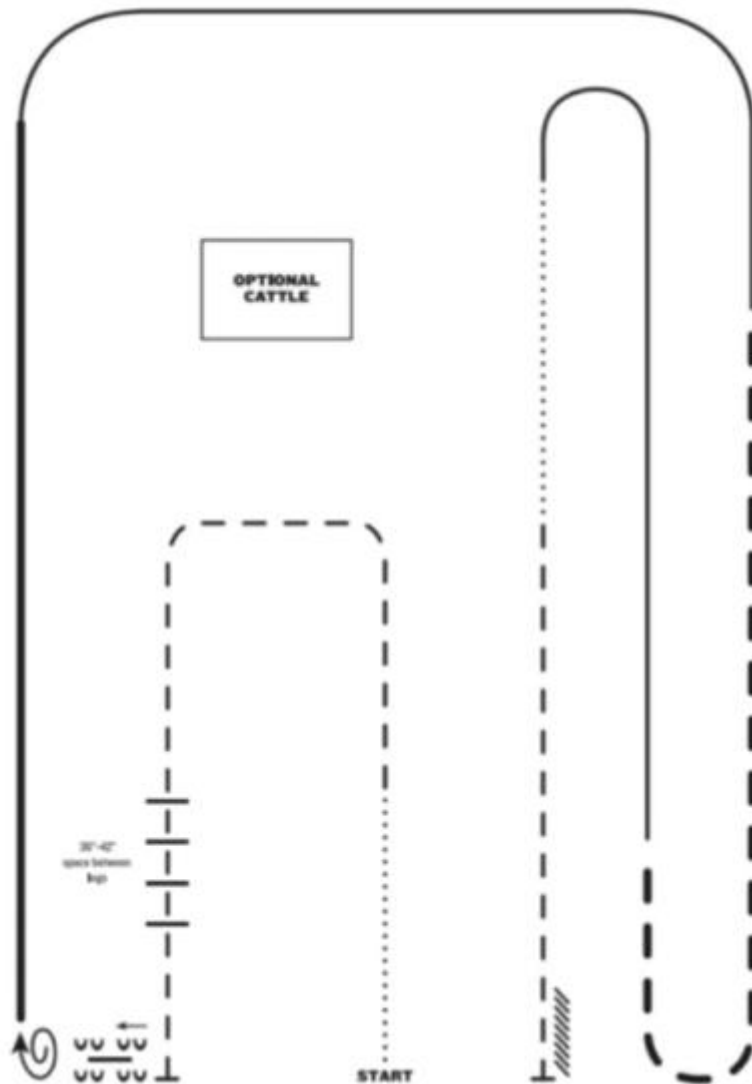


Classes 26, 27



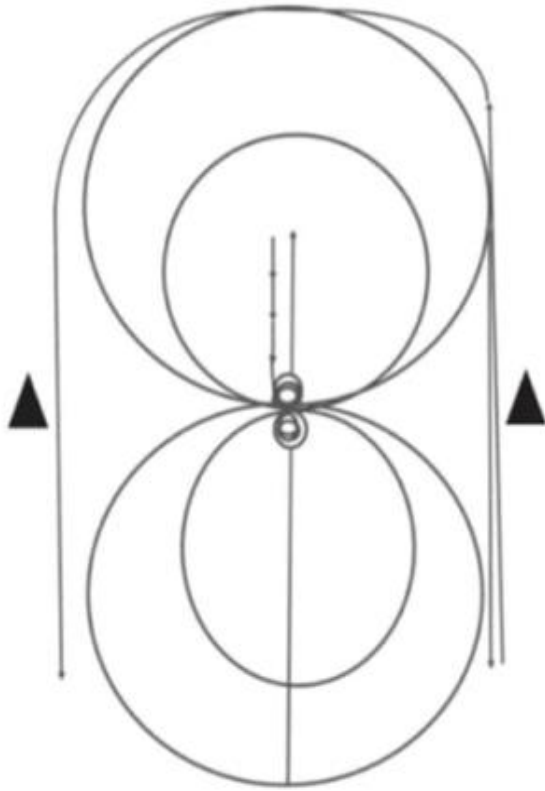
1. Walk
2. Jog
3. Stop, do a $1\frac{1}{4}$ turn to the right
4. Jog a serpentine as shown
5. Stop. Perform $\frac{1}{2}$ turn right
6. Jog
7. When even with center of the arena, extend the jog
8. Extend the jog around the end of the arena across poles
9. Extend the jog along side of the arena
10. Perform 1 turn left
11. Back

Classes 32, 33, 34, 35, 36, 37



1. Walk
2. Trot
3. Trot over logs, stop
4. Side pass right over log
5. 1 ½ turn right
6. Extend lope right lead (W/T – Extended Trot)
7. Lope right lead (W/T – regular Trot)
8. Extend Trot
9. Lope Left Lead (W/T regular trot)
10. Walk
11. Trot
12. Stop and Back

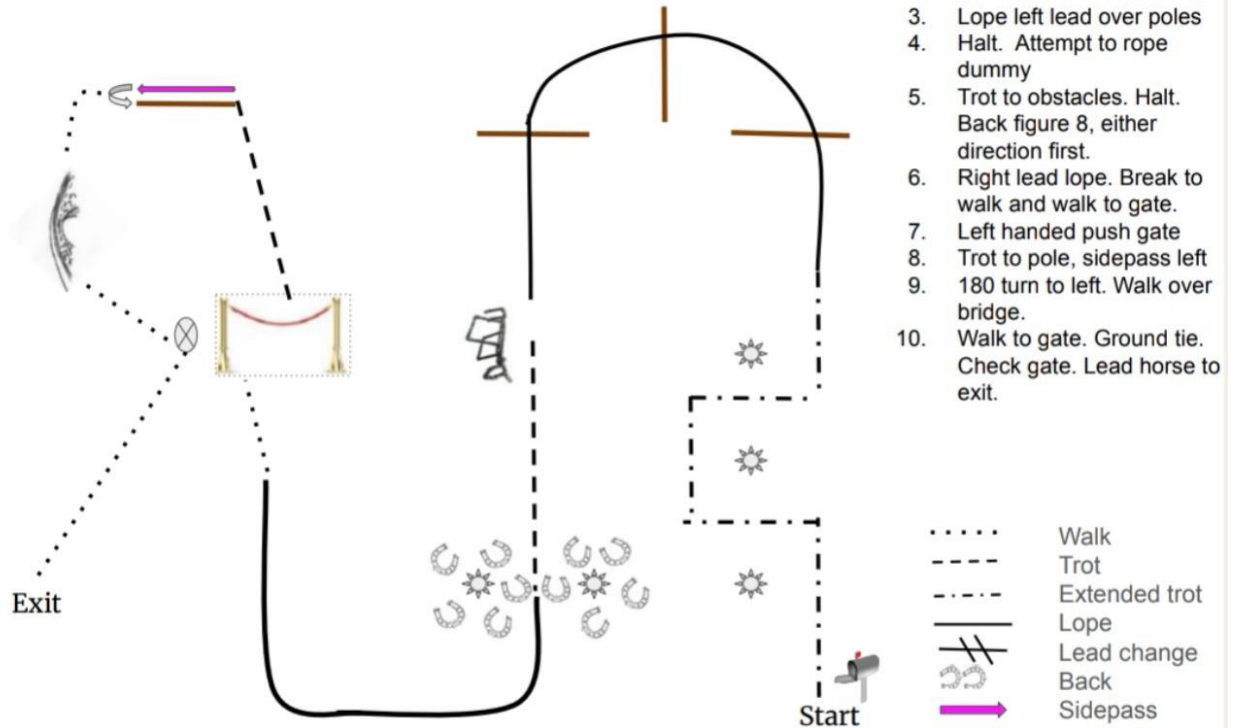
Classes 38, 39, 40, 41 (no Walk/Trot)



HWHP Ranch Show #1 RANCH REINING PATTERN

1. Run down center past marker and stop; Back 8-10 feet, 1/4 turn left.
2. Right lead lope large fast, small slow stop.
3. 3 spins right.
4. Beginning on the left lead complete 2 circles the first one large and fast and the second small and slow, stop.
5. 3 spins left .
6. Right lead lope but do not close circle, go past middle marker, stop. Roll back left.
7. Run down past middle marker, stop, Hesitate to show completion of pattern.

Classes 16, 17, 18, 19



Classes 13, 14, 15

